

## Leamington Spa to Warwick and Stratford-upon-Avon

## Mondays to Fridays

Operator Days of operation/Notes	LM A	LM B	CH C	CH D	LM E	LM F	CH G	CH	LM H	CH G	CH D	LM J	CH D	CH G	LM F	LM K	CH D
London Marylebone (MYB)  d							0604			0631			0707	0735			0807
Leamington Spa (LMS)	d	0545	0555		0625	0658		0728	0739		0801	0806		0830	0901		0930
Warwick (WRW)	d	0549			0629	0703		0732	0744		0805	0811		0835	0905		0935
Warwick Parkway (WRP)	d	0552			0633	0706		0736			0808a			0838a	0908a		0938a
Hatton (HTN)	d	0556a			0638a	0711a		0741a	0752		0816a						
Claverdon (CLV)	d							0757									
Bearley (BER)	d							0803									
Wilmcote (WMC)	d			0639			0727		0807	0827						0927	
Stratford Parkway (STY)	d		0615	0642			0730	0739		0810	0830		0839			0930	0939
Stratford-upon-Avon (SAV)	a		0618	0646			0734	0743		0813	0834		0846			0934	0943

Operator Days of operation/Notes	CH	LM F	CH D	LM K	CH D	CH G	LM F	LM K	CH D	CH	LM F	CH D	LM K	CH D	CH G	LM F	LM K	CH D
London Marylebone (MYB)  d					0902	0936			1002					1102	1136			1202
Leamington Spa (LMS)	d	0939		1003		1030	1100		1130	1139		1203		1230	1300			1330
Warwick (WRW)	d	0944		1008		1035	1104		1135	1144		1208		1235	1305			1335
Warwick Parkway (WRP)	d			1011		1038a	1107a		1138a			1211		1238a	1308a			1338a
Hatton (HTN)	d	0952		1016a						1152		1216a						
Claverdon (CLV)	d	0957								1157								
Bearley (BER)	d	1003								1203								
Wilmcote (WMC)	d	1007	1027				1127			1207	1227					1327		
Stratford Parkway (STY)	d	1010	1030		1039		1130	1139		1210	1230		1239			1330	1339	
Stratford-upon-Avon (SAV)	a	1013	1034		1046		1134	1143		1213	1234		1246			1334	1343	

Operator Days of operation/Notes	CH	LM F	CH G	LM K	CH D	CH G	LM F	LM K	CH D	CH	LM F	CH G	CH D	LM K	CH D	CH G	LM F	LM K
London Marylebone (MYB)  d					1302	1336			1402			1436			1502	1536		
Leamington Spa (LMS)	d	1339		1402		1430	1500		1530	1540		1601	1606		1630	1700		
Warwick (WRW)	d	1344		1407		1435	1504		1535	1545		1606	1611		1635	1704		
Warwick Parkway (WRP)	d			1411		1438a	1507a		1538a			1609a			1638a	1707a		
Hatton (HTN)	d	1352		1416a						1553		1616a						
Claverdon (CLV)	d	1357								1558				1632x				1732x
Bearley (BER)	d	1403								1604				1637x				1737x
Wilmcote (WMC)	d	1407	1427				1527			1608	1627						1727	
Stratford Parkway (STY)	d	1410	1430		1439		1530	1539		1611	1630			1643			1730	1743
Stratford-upon-Avon (SAV)	a	1413	1434		1443		1534	1543		1614	1634			1647			1734	1747

Operator Days of operation/Notes	CH D	CH	LM F	CH L	CH D	LM K	CH D	CH MFX G	CH MFO G	LM F	CH D	CH	LM F	CH L	CH D	LM K	CH G	CH D
London Marylebone (MYB)  d	1607			1637			1707	1733	1737		1807			1837	1906		1936	2002
Leamington Spa (LMS)	d	1730	1739		1800	1809	1831	1900	1900		1930	1939		2003	2030		2100	2130
Warwick (WRW)	d	1735	1744		1805	1814	1836	1905	1905		1935	1944		2008	2035		2104	2135
Warwick Parkway (WRP)	d	1738a		1808a			1839a	1908a	1908a		1938a			2011a	2039		2107a	2138a
Hatton (HTN)	d		1752		1819a							1952			2044a			
Claverdon (CLV)	d		1757									1957						
Bearley (BER)	d		1803									2003						
Wilmcote (WMC)	d		1807	1827						1927		2007	2027			2113		
Stratford Parkway (STY)	d		1810	1830		1839				1930		2010	2030			2117		
Stratford-upon-Avon (SAV)	a		1813	1834		1847				1934		2013	2034			2121		

Operator Days of operation/Notes	LM K	CH G	CH	CH L	LM K	CH D	CH D	CH D
London Marylebone (MYB)  d		2036		2102		2202	2230	2307
Leamington Spa (LMS)	d	2200	2226	2230		2330	0002	0022
Warwick (WRW)	d	2204	2231	2235		2334	0006	0026
Warwick Parkway (WRP)	d	2207a		2239		2337a	0009a	0030
Hatton (HTN)	d		2239	2244a				
Claverdon (CLV)	d		2244					
Bearley (BER)	d		2250					
Wilmcote (WMC)	d	2224	2254		2313			
Stratford Parkway (STY)	d	2228	2257		2317			
Stratford-upon-Avon (SAV)	a	2232		2300		2321		

For the complete service between London and Leamington Spa see table 113

**NOTES** (see introductory pages for explanation of train operator codes and standard symbols)

a	Arrival time	D	To Birmingham Moor Street	MFO	Mondays and Fridays only
d	Departure time	E	From Birmingham Moor Street	MFX	Not Mondays and Fridays
x	Stops on request	F	From Kidderminster		
		G	To Birmingham Snow Hill		
A	To Worcester Foregate Street	H	From Stourbridge Junction		
B	From Birmingham Snow Hill	J	From Worcester Shrub Hill		
C	From Bicester North to Birmingham Moor Street	K	From Worcester Foregate Street		
		L	To Stourbridge Junction		

## Leamington Spa to Warwick and Stratford-upon-Avon

## Saturdays

Operator Days of operation/Notes	CH A	LM B	LM C	LM D	CH E	LM F	LM G	LM D	CH H	CH H	LM J	LM C	CH H	LM J	LM D	CH H	CH H	CH H
London Marylebone (MYB)  10 d									0702				0802			0902		0932
Leamington Spa (LMS)	d	0620	0644		0725		0800		0830	0839			0926			1030	1039	1056
Warwick (WRW)	d	0625	0648		0730		0804		0835	0844			0930			1035	1044	1101
Warwick Parkway (WRP)	d	0628a	0650		0734		0807		0838a				0934			1038a		1104
Hatton (HTN)	d		0654		0739a		0811a			0852			0939a				1052	1109a
Claverdon (CLV)	d									0857		0932x			1032x		1057	
Bearley (BER)	d									0903		0937x			1037x		1103	
Wilmcote (WMC)	d			0718		0827				0907	0927			1027			1107	
Stratford Parkway (STY)	d			0722	0737	0830		0838		0910	0930	0943		1030	1043		1110	
Stratford-upon-Avon (SAV)	a			0726	0741	0834		0842		0913	0934	0947		1034	1047		1113	

Operator Days of operation/Notes	LM J	LM K	CH H	LM J	LM K	CH H	CH H	LM J	LM K	CH H	CH H	LM J	LM K	CH H	CH H	LM J	LM K	CH H
London Marylebone (MYB)  10 d			1002			1102				1202	1232			1302				1402
Leamington Spa (LMS)	d		1130			1228	1239			1330	1356			1430	1439			1530
Warwick (WRW)	d		1135			1233	1244			1335	1401			1435	1444			1535
Warwick Parkway (WRP)	d		1138a			1237a				1338a	1404			1438a				1538a
Hatton (HTN)	d						1252				1409a					1452		
Claverdon (CLV)	d						1257									1457		
Bearley (BER)	d						1303									1503		
Wilmcote (WMC)	d	1127			1227		1307	1327				1427				1507	1527	
Stratford Parkway (STY)	d	1130	1139		1230	1239	1310	1330	1339			1430	1443			1510	1530	1539
Stratford-upon-Avon (SAV)	a	1134	1146		1234	1243	1313	1334	1346			1434	1447			1513	1534	1546

Operator Days of operation/Notes	LM J	LM K	CH H	CH H	LM J	CH H	LM K	CH H	CH H	LM J	LM K	CH H	CH H	LM J	CH H	CH L	CH H	LM J
London Marylebone (MYB)  10 d			1502			1532		1602	1632			1702			1732	1802	1832	
Leamington Spa (LMS)	d		1630	1639		1656		1730	1801			1830	1839		1859	1929	1956	
Warwick (WRW)	d		1635	1644		1701		1735	1806			1835	1844		1904	1934	2001	
Warwick Parkway (WRP)	d		1638a			1704		1738a	1809a			1838a			1907a	1937a	2004	
Hatton (HTN)	d					1710a											2009a	
Claverdon (CLV)	d		1632x		1657		1732x					1832x	1857					
Bearley (BER)	d		1637x		1703		1737x					1837x	1903					
Wilmcote (WMC)	d	1627			1707	1727				1827			1907	1927				2027
Stratford Parkway (STY)	d	1630	1643		1710	1730		1743		1830	1843		1910	1930				2030
Stratford-upon-Avon (SAV)	a	1634	1647		1713	1734		1747		1834	1847		1913	1934				2034

Operator Days of operation/Notes	CH H	LM J	CH L	CH H	CH H	LM J	CH H	LM K	CH H
London Marylebone (MYB)  10 d	1902		1932		2002	2032		2102	2202
Leamington Spa (LMS)	d	2030		2100	2124	2130	2157		2230
Warwick (WRW)	d	2035		2105	2129	2135	2202		2235
Warwick Parkway (WRP)	d	2038a		2108a		2138a	2206		2238a
Hatton (HTN)	d				2137	2211a			
Claverdon (CLV)	d				2142				
Bearley (BER)	d				2148				
Wilmcote (WMC)	d		2127		2152		2227		2313
Stratford Parkway (STY)	d		2130		2155		2230		2316
Stratford-upon-Avon (SAV)	a		2134		2158		2234		2320


## NOTES (see introductory pages for explanation of train operator codes and standard symbols)


- a Arrival time  
d Departure time  
x Stops on request

- A From Banbury to Birmingham Moor Street  
B To Worcester Shrub Hill  
C From Birmingham Snow Hill  
D From Worcester Shrub Hill  
E From High Wycombe to Birmingham Moor Street  
F From Stourbridge Junction  
G To Birmingham Snow Hill  
H To Birmingham Moor Street  
J From Kidderminster  
K From Worcester Foregate Street  
L To Stourbridge Junction

## Leamington Spa to Warwick and Stratford-upon-Avon

## Sundays

Operator Days of operation	LM A	CH B	LM A	CH B	CH	LM C	CH B	LM D	CH B	LM C	CH B	CH	LM C	CH B	CH B	LM C	CH B	CH
London Marylebone (MYB)  d		0800		0900			1000		1100		1200			1238	1300		1400	
Leamington Spa (LMS) d		0928		1031	1044		1127		1231		1327	1337		1401	1431		1527	1537
Warwick (WRW) d		0933		1037	1049		1132		1237		1332	1342		1406	1437		1532	1542
Warwick Parkway (WRP) d		0938		1041a			1135		1241a		1335			1409a	1441a		1535	
Hatton (HTN) d		0943a			1057		1140a				1340a	1350					1540a	1550
Claverdon (CLV) d																		
Bearley (BER) d																		
Wilmcote (WMC) d			1012		1107	1112		1212		1312		1400	1412			1512		1600
Stratford Parkway (STY) d	0908		1015		1110	1115		1215		1315		1403	1415			1515		1603
Stratford-upon-Avon (SAV) a	0912		1019		1113	1121		1219		1319		1406	1419			1519		1606

Operator Days of operation/Notes	LM C	CH B	LM C	CH B	CH	LM C	CH B	LM C	CH E	CH B	CH	CH E	CH B	CH B	CH B	CH B
London Marylebone (MYB)  d		1500		1600			1700		1738	1800		1838	1900	2000	2100	2208
Leamington Spa (LMS) d		1631		1727	1737		1827		1900	1927	1937	2000	2033	2132	2225	2329
Warwick (WRW) d		1637		1732	1742		1832		1905	1932	1942	2005	2038	2137	2231	2333
Warwick Parkway (WRP) d		1641a		1735			1836a		1908a	1935		2008a	2041a	2140	2235a	2336a
Hatton (HTN) d				1740a	1750					1940a	1950			2145a		
Claverdon (CLV) d																
Bearley (BER) d																
Wilmcote (WMC) d	1612		1712		1800	1812		1912			2000					
Stratford Parkway (STY) d	1615		1715		1803	1815		1915			2003					
Stratford-upon-Avon (SAV) a	1619		1719		1806	1819		1919			2006					


**NOTES** (see introductory pages for explanation of train operator codes and standard symbols)

a Arrival time  
d Departure time


A From Birmingham Snow Hill  
B To Birmingham Moor Street  
C From Worcester Foregate Street  
D From Worcester Shrub Hill  
E To Stourbridge Junction


## Stratford-upon-Avon and Warwick to Leamington Spa


## Mondays to Fridays

Operator Days of operation/Notes	CH A	CH A	LM B	CH A	CH C	LM D	LM B	LM E	CH A	LM D	CH A	LM B	CH A	CH A	CH A	CH A	LM D
Stratford-upon-Avon (SAV)	d		0606		0631		0643	0708		0743		0808			0831		0843
Stratford Parkway (STY)	d		0609		0635		0646	0711a		0746		0811a			0835		0846
Wilmcote (WMC)	d		0613		0638		0649a			0749a					0838		0849a
Bearley (BER)	d		0616x		0642										0842		
Claverdon (CLV)	d		0621a		0648										0848		
Hatton (HTN)	d				0654							0745			0855		
Warwick Parkway (WRP)	d	0538	0609		0638		0710			0736	0741			0811	0843		0911
Warwick (WRW)	d	0541	0613		0641		0701			0739	0745			0751	0815	0847	0915
Leamington Spa (LMS)	a	0546	0618		0646		0706			0745	0750			0757	0820	0852	0920
London Marylebone (MYB)  a		0710	0746		0810		0842			0913				0945	1022		1045

Operator Days of operation/Notes	LM B	CH E	LM D	CH A	LM B	CH A	CH E	CH A	LM D	LM B	CH A	LM D	CH A	LM B	CH E	CH A	CH A	
Stratford-upon-Avon (SAV)	d	0908		0943		1008			1029		1043	1105		1143		1208		1229
Stratford Parkway (STY)	d	0911a		0946		1011a			1033		1046	1108		1146		1211a		1233
Wilmcote (WMC)	d			0949a					1036		1049a	1112		1149a				1236
Bearley (BER)	d								1040			1115x						1240
Claverdon (CLV)	d								1045			1120a						1246
Hatton (HTN)	d				0944				1051					1139				1255c
Warwick Parkway (WRP)	d		0938				1013	1039		1111				1144		1211		1239
Warwick (WRW)	d		0941		0950		1017	1043	1058	1115				1148		1215		1243
Leamington Spa (LMS)	a		0946		0956		1023	1048	1103	1120				1154		1220		1248
London Marylebone (MYB)	Ⓢ 10 a		1123				1147	1220		1243				1343		1423		1443

Operator Days of operation/Notes	LM D	LM B	CH A	LM D	CH A	LM B	CH E	CH	CH A	LM D	LM B	CH E	LM D	CH A	LM B	CH E	CH	CH A
Stratford-upon-Avon (SAV)	d	1243	1308		1343		1406		1431		1443	1506		1543		1606		1631
Stratford Parkway (STY)	d	1246	1311a		1346		1410		1435		1446	1510		1546		1610		1636
Wilmcote (WMC)	d	1249a			1349a		1413a		1438		1449a	1513a		1549a		1613a		1640
Bearley (BER)	d								1442									1644
Claverdon (CLV)	d								1448									1650
Hatton (HTN)	d			1339					1454				1539					1656
Warwick Parkway (WRP)	d			1344		1410		1439		1512			1544		1611		1639	1712
Warwick (WRW)	d			1348		1414		1443	1502	1515			1548		1614		1643	1703
Leamington Spa (LMS)	a			1354		1419		1448	1507	1520			1554		1619		1648	1707
London Marylebone (MYB)  a					1543		1619		1648					1744		1826		1844

Operator Days of operation/Notes	LM D	LM B	CH E	LM D	CH A	CH A	LM B	CH E	CH A	LM D	LM F	LM B	CH A	LM G	CH E	LM G	CH E	CH A
Stratford-upon-Avon (SAV)	d	1643	1708		1743		1807		1831	1843		1908		2001		2101		
Stratford Parkway (STY)	d	1646	1711a		1746		1811		1835	1846		1911a		2005		2105		
Wilmcote (WMC)	d	1649a			1749a				1838	1849a				2008a		2108a		
Bearley (BER)	d						1816x		1842									
Claverdon (CLV)	d						1821a		1848									
Hatton (HTN)	d				1745	1806			1856e		1926		1940					2144
Warwick Parkway (WRP)	d			1741		1811		1838			1930		1946		2041		2140	
Warwick (WRW)	d			1745		1751		1814	1903		1935		1950		2044		2144	2150
Leamington Spa (LMS)	a			1751		1757		1820	1846	1907		1943		1955		2049		2149
London Marylebone (MYB)  a				1928		1943		2026					2130		2227		2315	


Operator Days of operation/Notes	CH	LM G	CH H	LM J	CH K	LM J	LM L	CH TSM H
Stratford-upon-Avon (SAV)	d	2133	2201		2243	2314	2330	
Stratford Parkway (STY)	d	2137	2205		2247		2334	
Wilmcote (WMC)	d	2140	2208a		2250a		2337a	
Bearley (BER)	d	2144						
Claverdon (CLV)	d	2150						
Hatton (HTN)	d	2156		2245			2357	
Warwick Parkway (WRP)	d			2251			0001	0009
Warwick (WRW)	d	2203		2254		2334	0004	0013
Leamington Spa (LMS)	a	2207		2259		2338	0007	0018
London Marylebone (MYB)  a		2356						


**NOTES** (see introductory pages for explanation of train operator codes and standard symbols)


- |   |                              |     |                                      |
|---|------------------------------|-----|--------------------------------------|
| a | Arrival time                 | F   | From Worcester Foregate Street       |
| d | Departure time               | G   | To Worcester Shrub Hill              |
| x | Stops on request             | H   | From Birmingham Snow Hill to Banbury |
| c | Arrives 4 minutes earlier    | J   | To Birmingham Snow Hill              |
| e | Arrives 3 minutes earlier    | K   | To Banbury                           |
|   |                              | L   | From Worcester Shrub Hill            |
| A | From Birmingham Moor Street  |     |                                      |
| B | To Worcester Foregate Street |     |                                      |
| C | From Stourbridge Junction    |     |                                      |
| D | To Kidderminster             |     |                                      |
| E | From Birmingham Snow Hill    |     |                                      |
|   |                              | TSM | Tuesday to Saturday mornings         |


## Stratford-upon-Avon and Warwick to Leamington Spa

## Saturdays

Operator Days of operation/Notes	CH A	LM B	CH A	CH C	CH A	CH A	LM B	LM D	CH A	LM B	CH C	LM D	CH A	CH A	CH A	LM B	LM D	LM B	CH A
Stratford-upon-Avon (SAV)	d	0643			0731		0743	0808		0843		0908		0931		0943	1006	1043	
Stratford Parkway (STY)	d	0646			0735		0746	0811a		0846		0911a		0936		0946	1010	1046	
Wilmcote (WMC)	d	0649a			0739		0749a			0849a				0940		0949a		1049a	
Bearley (BER)	d				0743									0944			1015x		
Claverdon (CLV)	d				0748									0949			1020a		
Hatton (HTN)	d	0638			0756c								0937	0955					
Warwick Parkway (WRP)	d	0643		0710	0741		0810			0839		0912		0942		1010			1110
Warwick (WRW)	d	0646		0714	0745	0803	0814			0842		0916		0946	1002	1014			1114
Leamington Spa (LMS)	a	0651		0720	0750	0807	0819			0847		0921		0951	1006	1019			1120
London Marylebone (MYB)  10 a	a	0815		0845	0915		0945			1020		1045		1113		1145			1245

Operator Days of operation/Notes	LM D	CH A	CH A	LM B	LM D	CH A	LM B	CH A	LM D	CH A	LM B	LM D	CH A	LM B	LM D	CH A	CH A	CH A
Stratford-upon-Avon (SAV)	d	1106	1131		1143	1208		1243		1308	1331		1343	1408		1443	1503	1531
Stratford Parkway (STY)	d	1110	1136		1146	1211a		1246		1311a	1336		1346	1411a		1446	1506a	1536
Wilmcote (WMC)	d		1140		1149a			1249a			1340		1349a			1449a		1540
Bearley (BER)	d	1115x	1144								1344							1544
Claverdon (CLV)	d	1120a	1149								1349							1549
Hatton (HTN)	d		1156			1238				1355							1538	1555
Warwick Parkway (WRP)	d			1210		1243		1310			1410			1510			1543	1610
Warwick (WRW)	d		1203	1214		1246		1314		1402	1414			1514			1546	1602
Leamington Spa (LMS)	a		1207	1219		1251		1319		1407	1419			1519			1551	1607
London Marylebone (MYB)  10 a	a			1345		1415		1445			1545			1645			1715	1745

Operator Days of operation/Notes	LM B	LM D	CH A	LM B	LM D	CH A	CH A	LM B	LM D	CH A	LM B	CH A	LM D	CH A	CH A	CH A	LM B	CH A	LM E
Stratford-upon-Avon (SAV)	d	1543	1608		1643	1706	1731		1743	1806		1843		1908		1930		1943	2043
Stratford Parkway (STY)	d	1546	1611a		1646	1710	1736		1746	1810		1846		1911a		1934		1946	2046
Wilmcote (WMC)	d	1549a			1649a		1740		1749a			1849a				1938		1949a	2049a
Bearley (BER)	d				1715x	1744			1815x							1942			
Claverdon (CLV)	d				1720a	1749			1820a							1947			
Hatton (HTN)	d					1756			1838						1953				
Warwick Parkway (WRP)	d			1710			1810			1843		1910		1940		2010		2040	
Warwick (WRW)	d			1714		1803	1814			1846		1914		1944	2000	2014		2044	
Leamington Spa (LMS)	a			1719		1807	1819			1851		1919		1949	2004	2019		2049	
London Marylebone (MYB)  10 a	a			1845			1945			2015		2045		2115		2145		2215	

Operator Days of operation/Notes	CH A	LM F	CH G	CH H	LM J	LM K	LM E	LM SUM A
Stratford-upon-Avon (SAV)	d	2143	2215		2243		2330	
Stratford Parkway (STY)	d	2146			2247		2333	
Wilmcote (WMC)	d	2149a			2250a		2336a	
Bearley (BER)	d							
Claverdon (CLV)	d							
Hatton (HTN)	d	2138		2229	2247		2332	0012
Warwick Parkway (WRP)	d	2143			2253		2335	0015
Warwick (WRW)	d	2146		2236	2257		2338	0018
Leamington Spa (LMS)	a	2151		2241	2303		2343	0024
London Marylebone (MYB)  10 a	a	2355						

**NOTES** (see introductory pages for explanation of train operator codes and standard symbols)


- a Arrival time
- d Departure time
- x Stops on request
- c Arrives 3 minutes earlier


- A From Birmingham Moor Street
- B To Kidderminster
- C From Stourbridge Junction
- D To Worcester Foregate Street
- E To Birmingham Snow Hill
- F To Worcester Shrub Hill
- G To Banbury
- H From Birmingham Moor Street to Banbury
- J To Birmingham Moor Street
- K From Worcester Shrub Hill

**SUM** Sunday mornings

## Stratford-upon-Avon and Warwick to Leamington Spa

## Sundays

Operator Days of operation/Notes	CH A	CH A	CH A	LM B	CH A	CH A	LM B	CH C	CH A	LM B	CH C	CH A	LM B	CH A	LM B	CH A	LM B	CH A	LM B
Stratford-upon-Avon (SAV)	d			0926	0936		1026			1126			1226	1236		1326		1426	
Stratford Parkway (STY)	d			0930	0940		1030			1130			1230	1240		1330		1430	
Wilmcote (WMC)	d			0933a	0943		1033a			1133a			1233a	1243		1333a		1433a	
Bearley (BER)	d																		
Claverdon (CLV)	d																		
Hatton (HTN)	d		0911		0954				1100					1254	1305				
Warwick Parkway (WRP)	d	0852	0916	0938		1010		1038	1105		1138	1204			1311		1406		
Warwick (WRW)	d	0855	0919	0942		1001	1014	1042	1108		1142	1208			1301	1315	1409		
Leamington Spa (LMS)	a	0900	0924	0947		1005	1020	1047	1113		1147	1213			1306	1320	1415		
London Marylebone (MYB)  a	1015	1052	1110			1148		1210	1248		1310	1348			1448		1552		

Operator Days of operation/Notes	CH A	CH A	LM B	CH A	CH A	LM B	CH A	CH A	LM D	CH A	LM D	CH A	CH A	LM D	CH A	CH E	CH A
Stratford-upon-Avon (SAV)	d	1436		1526		1626	1636		1726		1826	1836		1926		2036	
Stratford Parkway (STY)	d	1440		1530		1630	1640		1730		1830	1840		1930		2040	
Wilmcote (WMC)	d	1443		1533a		1633a	1643		1733a		1833a	1843		1933		2043	
Bearley (BER)	d																
Claverdon (CLV)	d																
Hatton (HTN)	d	1454	1505			1654	1705				1854	1905			2054	2143	
Warwick Parkway (WRP)	d		1511		1538	1606		1711		1804		1911			2042	2148	
Warwick (WRW)	d	1501	1515		1542	1609		1701	1715	1808		1901	1915		2045	2101	2152
Leamington Spa (LMS)	a	1506	1520		1547	1614		1706	1720	1813		1906	1920		2050	2105	2157
London Marylebone (MYB)  a		1648		1715	1748			1848		1948			2048		2211		2352

**NOTES** (see introductory pages for explanation of train operator codes and standard symbols)

a Arrival time  
d Departure time

A From Birmingham Moor Street  
B To Worcester Foregate Street  
C From Stourbridge Junction  
D To Worcester Shrub Hill  
E To Banbury